



# MORTALITY REVIEW (WITHIN THE MEDICINE DIRECTORATE) PROCESS



- Book rooms for the reviews
- Collect Notes from the Coders the week before the review date.



- Receive notes in via the TOPAS system
- Update the department case note excel spreadsheet



Ensure notes, stationery & review tool templates are available on the day of the review.




Each case note is reviewed and put into 4 categories.




No Concerns



Notes sent to Claverhouse deceased department for filing – or forwarded onto particular area, per tracer card. Topas updated and department case note excel spreadsheet updated.



Potential Concerns



2<sup>nd</sup> Review required to be carried out



2<sup>nd</sup> Review carried out, typed up and shared for learning. Notes then forwarded onto Claverhouse or area per tracer card. Topas updated and department case note excel spreadsheet updated.



Nursing Home Cases



Notes held in SCGR Cupboard – awaiting further information around a possible Nursing Home Review process to be set up.



Not applicable to the review – e.g. - Death expected on admission



Notes sent to Claverhouse deceased department for filing – or forwarded onto particular area, per tracer card. Topas updated and department case note excel spreadsheet updated.

- ❖ Understand and track our own mortality rate for Medicine
- ❖ Develop local specialty team reviews of cases of concern
- ❖ Recruit more Second Assessors
- ❖ Address recording, coding and data quality issues
- ❖ Link findings from crash call reviews with mortality reviews
- ❖ Develop 'learning from mortality' newsletter